

# NAIA Official Box

2

S of O vs. Harding University

DATE 11/18/86 AT S of O ATTENDANCE 560

OFFICIALS Atwood + Ward GAME NO. 6

NO. (M)	TEAM	FIELD GLS.		3 pts		FREE THR.		REBOUNDS			PER FOULS	TOTAL POINTS	ASS'TS.	STEALS	TURN-OVERS
		MADE	ATT'D.	M	A	MADE	ATT'D.	O	D	TOT.					
10	Robert Knowles	0	0	0	0	0	0	0	0	0	0	0	0	0	0
15	Scott Russell	1	1	0	0	0	0	0	0	0	0	2	0	1	1
21	Eric Wilson	0	1	0	0	2	2	0	1	1	2	2	1	1	0
22	David Keeling	0	1	0	0	3	5	2	2	4	1	3	1	2	4
23	Mike Wilson	3	5	0	0	2	2	0	3	3	1	8	1	1	2
25	Mike Mattei	7	11	0	0	4	4	2	2	4	2	18	1	1	2
31	Gary Dill	3	7	2	2	2	2	1	0	1	1	14	3	1	0
32	Chris Milam	1	2	1	1	0	0	0	1	1	0	5	0	0	0
33	Jeff Herndon	4	6	0	0	2	2	2	3	5	2	10	0	1	2
35	Kerry Biles	2	4	0	0	1	2	0	4	4	3	5	0	1	2
43	Todd Porter	5	10	0	0	5	6	1	7	8	2	15	1	1	4
45	Bobby Reasoner	3	5	0	0	0	0	1	0	1	1	6	1	0	1
TOTALS		32	53	3	3	21	25	9	23	35	15	88	9	10	18

58 FG% 1st Half \_\_\_\_\_ FG% 2nd Half \_\_\_\_\_ FG% Game 60.4% Dead Ball Rebounds 3

FT% 1st Half \_\_\_\_\_ FT% 2nd Half \_\_\_\_\_ FT% Game 84% Team Rebounds 3

NO. (M)	TEAM	FIELD GLS.		3 pts		FREE THR.		REBOUNDS			PER FOULS	TOTAL POINTS	ASS'TS.	STEALS	TURN-OVERS
		MADE	ATT'D.	M	A	MADE	ATT'D.	O	D	TOT.					
5	Tim Smallwood	0	4	1	2	0	1	1	0	1	1	3	0	1	1
11	Curtis Washington	3	7	0	0	2	2	0	1	1	1	8	0	1	2
15	Barry Thames	3	9	0	1	4	4	3	3	6	2	10	0	1	1
23	Shannon Hughes	0	9	0	6	2	4	1	2	3	3	2	0	4	3
31	Reid Hayward	DNP													
33	Corey Camper	3	14	2	4	2	5	8	0	8	2	14	1	2	1
35	David James	4	4	0	0	0	0	3	0	3	2	8	0	0	0
41	Greg Stevenson	DNP													
43	Marvin Mathis	6	12	0	0	1	2	2	5	7	1	13	1	1	3
51	Sean French	0	0	0	0	0	0	0	0	0	0	0	0	0	0
53	Miller, Keith	5	7	0	0	0	0	0	1	1	4	10	0	0	1
55	Collins, Carl	2	6	0	0	0	1	2	0	2	1	4	1	1	0
TOTALS		26	72	3	13	11	19	20	12	34	17	72	3	11	12

FG% 1st Half \_\_\_\_\_ FG% 2nd Half \_\_\_\_\_ FG% Game 24/92 Dead Ball Rebounds 3

FT% 1st Half \_\_\_\_\_ FT% 2nd Half \_\_\_\_\_ FT% Game 11-19% Team Rebounds 2

**BLOCKED SHOTS**

**SCORE BY HALVES**

VISITORS:	TOTAL	HOME:	TOTAL

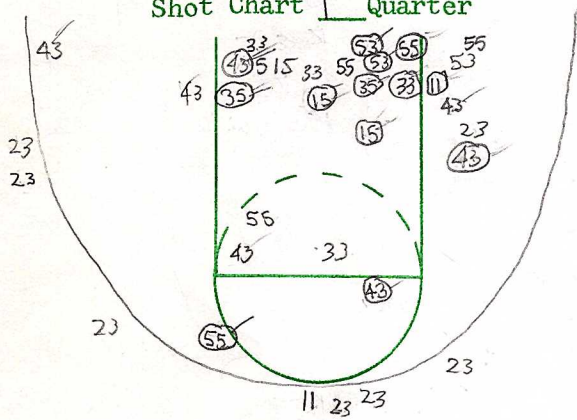
	1	2	OT	OT	OT	TOTAL
Harding	34	38				72
School of Oaks	35	53				88

RECORDS: S of O 5-1 Harding 1-1

REMARKS: \_\_\_\_\_

HARDING

Shot Chart 1<sup>st</sup> Quarter

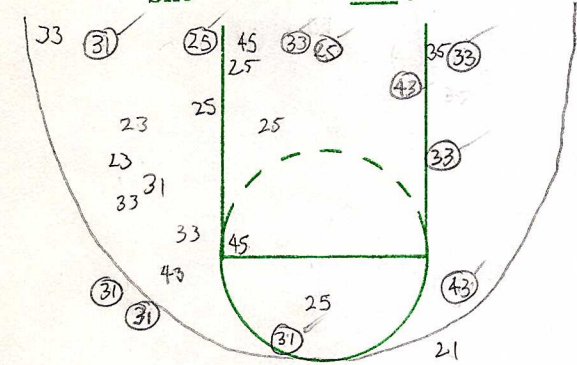


LAYUPS

33 15 11 43

FGA 38 FGM 16 %

S OF OZARKS  
Shot Chart 1<sup>st</sup> Quarter



LAYUPS

31 55

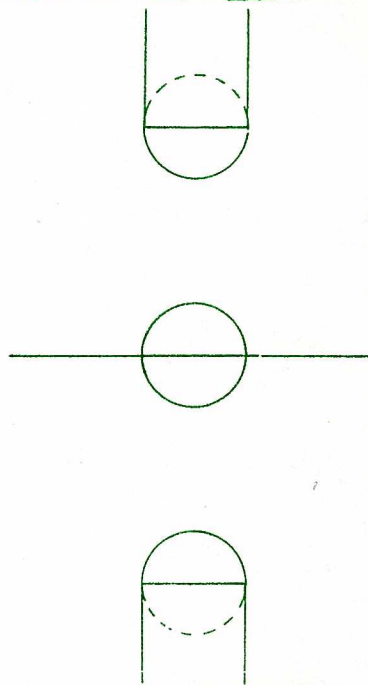
FGA 28 FGM 11 %

Half Shooting Totals FGA FGM %

WALKING BAD PASS FUMBLE 3 SEC Double Dribble

Player No.	Off. Reb.	Def. Reb.	Steals	Tied Balls	Caused Mistake
23	11				
43			1		
33					
15					
53					
5		1	1		
55					
11		1			
35					
41					
51					
31					
Totals					

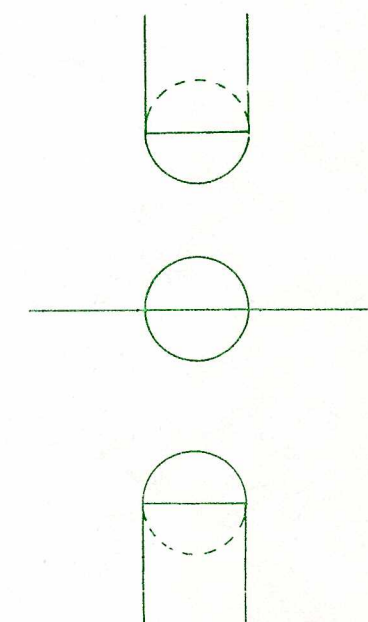
Turnover Chart Quarter



Total Turnovers for Quarter

Player No.	Off. Reb.	Def. Reb.	Steals	Tied Balls	Caused Mistake
45					
43		11	1		
22		1			
33					
25		11	1		
10					
15					
21					
23			1		
31					
32					
35		1			
Qt. Totals					
Half Totals					

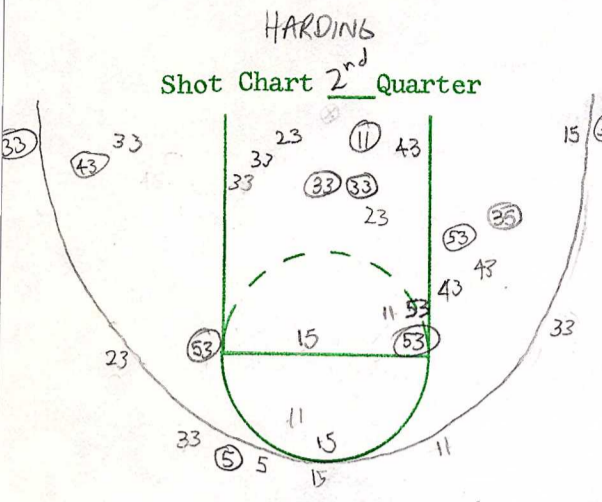
Turnover Chart Quarter



Total Turnovers for Quarter

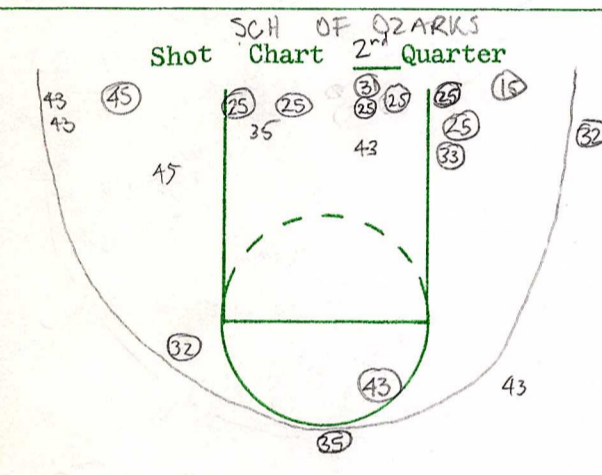
Total Turnovers for Half

Home Name	No.	Fouls	Quarter Free Throws	Quarter Free Throws	Team Fouls	Visitor Name	No.	Fouls
HUGHES	23	X 2 3 4 5	0 0 0 0		Home X X X 5 6	REARDNER	45	1 2 3 4 5
MATHIS	43	X 2 3 4 5		0 0 0 0	Vis. X 2 3 4 5	PORTER	43	X 2 3 4 5
CAMPER	33	1 2 3 4 5		0 0 0 0	Time Outs	KEELING	22	1 2 3 4 5
THAMES	15	X 2 3 4 5			Home 1 2 3 4 5 6	HERNDON	33	X 2 3 4 5
MILLER	53	X 2 3 4 5			Vis. 1 2 3 4 5 6	MATTEI	25	X 2 3 4 5
SMALLWOOD	5	X 2 3 4 5			Score	KNOWLES	10	1 2 3 4 5
COLLINS	55	X 2 3 4 5			Qt. Qt. Half	RUSSELL	15	1 2 3 4 5
WASHINGTON	11	X 2 3 4 5		0 0	Home	E. WILSON	21	X 2 3 4 5
JAMES	35	X 2 3 4 5			Vis.	M. WILSON	23	1 2 3 4 5
STEVENSON	41	1 2 3 4 5		0 0	Officials:	DILL	31	1 2 3 4 5
FRENCH	51	1 2 3 4 5				MILAM	32	1 2 3 4 5
HAYWARD	31	1 2 3 4 5			Half Free Throw Totals	BILES	35	1 2 3 4 5
Team Totals					Att. Made %	Statistician:		



LAYUPS  
5 (33) 23 15 (35)

FGA \_\_\_\_\_ FGM \_\_\_\_\_ % \_\_\_\_\_



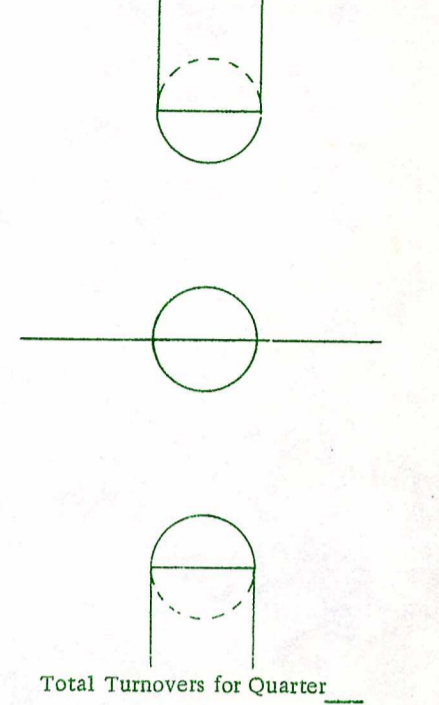
LAYUPS  
35 (23) (35) (23) 25 (45) (43) 31 (23) (43)

FGA \_\_\_\_\_ FGM \_\_\_\_\_ % \_\_\_\_\_

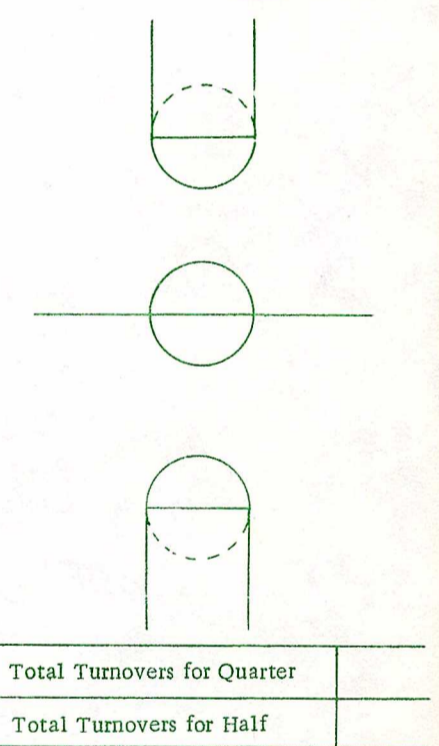
Half Shooting Totals FGA \_\_\_\_\_ FGM \_\_\_\_\_ % \_\_\_\_\_

Player No.	Off. Reb.	Def. Reb.	Steals	Tied Balls	Caused Mistake	WALKING			BAD PASS			Fumble			3 sec			Double Dribble			
23																					
43																					
33																					
15																					
53																					
5																					
55																					
11																					
35																					
41																					
51																					
31																					
Totals																					
Player No.	Off. Reb.	Def. Reb.	Steals	Tied Balls	Caused Mistake	WALKING			BAD PASS			Fumble			3 sec			Double Dribble			
45																					
43																					
22																					
33																					
25																					
10																					
13																					
21																					
23																					
31																					
32																					
35																					
Qt. Totals																					
Half Totals																					

Turnover Chart \_\_\_\_\_ Quarter \_\_\_\_\_



Turnover Chart \_\_\_\_\_ Quarter \_\_\_\_\_



Home Name	No.	Fouls	Quarter Free Throws	Quarter Free Throws	Team Fouls		Visitor Name	No.	Fouls	
					Home	Vis.				
HUGHES	23	X X X 4 5			Home	X X X X X	REARDNER	45	X 2 3 4 5	
MATHIS	43	X 2 3 4 5			Vis.	X X X X 5 6	PORTER	43	X 2 3 4 5	
CAMPER	33	X 2 3 4 5			Time Outs		KEELING	22	X 2 3 4 5	
THAMES	15	X 2 3 4 5			Home	1 2 3 4 5 6	HERNDON	33	X 2 3 4 5	
MILLER	53	X X X 4 5			Vis.	1 2 3 4 5 6	MATTEI	25	X 2 3 4 5	
SMALLWOOD	5	X 2 3 4 5			Score		KNOWLES	10	1 2 3 4 5	
COLLINS	55	X 2 3 4 5			Qt. Qt. Half		RUSSELL	15	1 2 3 4 5	
WASHINGTON	11	X 2 3 4 5			Home		E. WILSON	21	X 2 3 4 5	
JAMES	35	X 2 3 4 5			Vis.		M. WILSON	23	X 2 3 4 5	
STEVENSON	41	1 2 3 4 5			Officials:		DILL	31	X 2 3 4 5	
FRENCH	51	1 2 3 4 5			Half Free Throw Totals		MILAM	32	1 2 3 4 5	
HAYWARD	31	1 2 3 4 5			Att.	Made	%	BILES	35	X X 4 5
Team Totals										

WHITE 25 1 2 3 4 5

Game: HARDING vs. SCH. OF OZARKS Date: \_\_\_\_\_

Statistician: \_\_\_\_\_

Team Name	1	2	3	4	Extra	Final
School of the Ozarks	35	<del>53</del> 53				88
Handing	34	<del>38</del> 38				77

GAME TOTALS

Name	No.	Qtrs. Played	Fouls	Bad Pass	Walk	Fumble	D. Dribble	Lane Vio.	Steals	ASSISTS	Caused Mistake	Off. Reb.	Def. Reb.	FIELD GOALS				FREE THROWS				3 Points Points by Qtrs.			Total Pts.
														Att.	Made	Miss	%	Att.	Made	Miss	%	Att.	M	%	
HUGHES	23		3	1	2	1	0	0	3	2		1	4	4	0	4	.04	2	2	.50	7	0	0	0	2
MATHIS	43		1	0	0	1	0	0	3	1		2	5	13	6	7	.46	2	1	.50	0	0	0	0	13
CAMPER	33		2	0	0	1	0	0	1	4		8	0	11	4	7	.36	5	2	.40	4	2	50	0	16
THAMES	15		2	0	0	0	0	0	0	1		2	2	8	3	5	.38	4	4	1.0	1	0	0	0	10
MILLER	53		4	2	0	1	0	0	1	0		0	1	7	5	2	.71	0	0	0	0	0	0	0	10
SMALLWOOD	5		1	1	0	1	0	0	2	0		1	0	2	0	2	.0	1	0	1.00	2	1	0	0	3
COLLINS	55		1	0	0	0	0	0	1	1		2	0	5	2	3	.40	1	0	1.00	0	0	0	0	4
WASHINGTON	11		1	1	0	1	0	0	2	0		0	1	5	3	2	.60	2	2	1.0	2	0	0	0	8
JAMES	35		2	0	0	0	0	0	0	0		3	0	3	3	0	1.00	0	0	0	0	0	0	0	6
STEVENSON	41		0	0	0	0	0	0	0	0		0	0	0	0	0	0	0	0	0	0	0	0	0	0
FRENCH	51		0	0	0	0	0	0	0	0		0	0	0	0	0	0	0	0	0	0	0	0	0	0
HAYWARD	31		0	0	0	0	0	0	0	0		0	0	0	0	0	0	0	0	0	0	0	0	0	0
WHITE	24		0	0	0	0	0	0	0	0		0	0	0	0	0	0	0	0	0	0	0	0	0	0
Team Totals			17	5	2	6	0	0	13	9		19	13	58	26	32	.45	19	11	.8	16	3	19	0	72

CUMULATIVE TOTALS

Name	No.	Qtrs. Played	Fouls	Bad Pass	Walk	Fumble	D. Dribble	Lane Vio.	Steals	ASSISTS	Caused Mistake	Off. Reb.	Def. Reb.	FIELD GOALS				FREE THROWS				3 Points Points by Qtrs.			Total Pts.
														Att.	Made	Miss	%	Att.	Made	Miss	%	Att.	M	%	
HUGHES	23		4	1	2	3	0	0	5	6		1	8	11	4	7	.36	6	3	.50	9	2	22	0	17
MATHIS	43		3	1	0	3	0	0	3	1		3	9	22	12	10	.45	2	1	.50	0	0	0	0	25
CAMPER	33		2	0	2	1	0	0	1	6		11	3	16	7	9	.43	7	4	.57	4	2	50	0	24
THAMES	15		4	1	0	0	0	0	1	1		5	5	21	12	9	.57	6	5	.83	1	0	0	0	29
MILLER	53		6	3	0	1	0	0	4	2		1	5	12	8	4	.66	1	0	1.0	0	0	0	0	16
SMALLWOOD	5		2	1	0	1	0	0	3	1		1	0	5	3	2	.60	1	0	1.0	3	1	33	0	9
COLLINS	55		2	0	0	1	0	0	2	3		4	5	10	4	6	.40	1	0	1.0	0	0	0	0	8
WASHINGTON	11		1	4	0	2	0	0	4	6		0	2	7	4	3	.57	4	4	1.0	5	2	40	0	18
JAMES	35		2	1	0	0	0	0	2	0		3	2	4	4	0	1.00	2	1	.50	0	0	0	0	9
STEVENSON	41		0	0	0	0	0	0	0	0		0	1	1	0	1	.0	0	0	0	0	0	0	0	0
FRENCH	51		0	0	0	1	0	0	0	0		0	0	1	1	0	1.00	0	0	0	0	0	0	0	2
HAYWARD	31		0	0	0	1	0	0	2	0		0	0	1	0	1	.0	0	0	0	0	0	0	0	0
WHITE	25		0	0	0	0	1	0	0	0		0	0	0	0	0	.0	0	0	0	0	0	0	0	0
Team Totals			26	12	4	14	1	0	27	26		29	40	111	54	46	.53	30	18	.60	22	7	31	0	157

COACHES GAME SUMMARY

118 18 GAME 21 = 143 Date

Offensive Comments

Defensive Comments

Points	FLM	FGA	3 Pts	Free Throw	REBOUNDS	Fouls	TOT. PTS	ASSISTS	STEALS			
	M	ATT	M	ATT	OFF	DEF						
	26	73	3	8	11	19	20	12	17	72	3	11